

ENGLISH-I

By Maria Guarniz Flores

English lovers understand it



UNIVERSIDAD CATÓLICA LOS ÁNGELES
CHIMBOTE





Dra. María Guarniz Flores

Licenciada en el nivel secundario con dos carreras profesionales con mención:

- Ciencias Sociales, Historia y Geografía
- Inglés y Francés

Docente con 21 años de experiencia laboral en el sector público y privado en los diferentes niveles educativos: Inicial, Primaria, Secundaria, Educación Superior Universitaria y no Universitaria y Post Grado, asimismo cuento con los grados académicos de maestría en Docencia y Gestión, y con Doctorado en Educación.

Estuve a cargo de los cursos de Inglés I y II en la Facultad de Ingeniería Civil, Agrónomas, Industrial, Mecánica Eléctrica, Contabilidad, Economía y Comercio Internacional además del dictado de cursos de carrera de la Escuela de Idiomas de la universidad San Pedro.

Asimismo, he sido miembro del comité de Ética de la Universidad Católica Los Ángeles de Chimbote, y me desempeñe como Docente Tutora de los cursos de Inglés I y II en los programas profesionales de Contabilidad, Ingeniería Civil, Administración, Enfermería y Farmacia y Bioquímica.

Actualmente me desempeño como docente del nivel Superior no Universitario del Instituto Carlos Salazar Romero y estudiante del VI ciclo del programa Profesional de Ingeniería Civil en la Universidad Cesar Vallejo.

English lovers without boundaries



UNIVERSIDAD CATÓLICA LOS ÁNGELES
CHIMBOTE



STUDENT BOOK -1

By María Guarniz Flores

ENGLISH I

Maria Guarniz Flores

© Dra. Maria Guarniz Flores

Diagramación: Ediciones Carolina (Trujillo).

Editado por:

Universidad Católica Los Ángeles de Chimbote

Jr. Tumbes 247 Casco Urbano Chimbote – Perú

RUC: 20319956043 Telf: (043)343444

Primera edición digital, diciembre 2020

ISBN: 978-612-4308-31-4

Libro digital disponible en: <http://repositorio.uladech.edu.pe/handle/123456789/>

DEDICATORIA

Dedico este libro a mis cuatro hermanos menores Guillermo Antonio, Juan Carlos, Pedro Marcos y Juan Carlitos.

A mi Dios, que me brindó la sabiduría, paciencia y fe en mi misma para lograr el cúspide de este material, así mismo a mi madre doña Ceferina Flores Flores, por su amor incondicional y apoyo moral.

Finalmente a mis estudiantes del nivel superior por ser la razón de mi inspiración.

AGRADECIMIENTO

El presente libro de inglés I denominado “English Loves Boundaries” realizado en la universidad Católica Los Ángeles de Chimbote, representa un esfuerzo directo, así como la enorme motivación de compartir conocimientos en la lengua inglesa con estudiantes del nivel pregrado de las diferentes carreras profesionales que la universidad imparte.

En primer lugar agradecer a Dios por sus grandes bendiciones y sabiduría, por encaminarme por la senda de la educación y permitir la culminación de este valioso aporte en la formación de grandes profesionales que harán grande nuestra región y país, además por ser ellos la fuente de mi inspiración y motivación para lograr tal objetivo académico.

La culminación del presente libro “English Loves Boundaries” no hubiera sido posible sin el amor incondicional de mi madre y mis cuatro hermanos menores que me otorgaron afecto, optimismo y visión para alcanzar el objetivo propuesto.

Todas mis palabras nunca serán suficientes para testimoniar mi estima y agradecimiento.

A cada uno de mis seres mencionados, mi mayor gratitud y agradecimiento.

EPIGRAFE

Un libro es una mina de riquezas en conocimientos y sabiduría que jamás finiquitará ni con las más devastadoras guerras; un libro alimenta mentes en sabiduría y transforma el espíritu del hombre para convivir en libertad.

María Guarniz Flores

Contents

		UNIT I MEETING NEW PEOPLE	Pages
Lesson 01	Theme and word bank	Grammar	12-15
	Alphabet; Greetings and leave-takings; Names and titles of address; Numbers 0-10, phone numbers.	Possessive adjectives my, your, his, her, The verb be; affirmative statements And contractions	
Spelling names!			
Lesson 02	Theme and word bank	Grammar	16-19
	Possessions, classroom objects, personal items, and locations in a room.	Articles a, an, and the; this/these, it/they; Plurals; yes/no and where questions Whit be; prepositions of place: in, In front of, behind, on, next to, and under	
What is that?			
Lesson 03	Theme and word bank	Grammar	20-23
	Cities and countries; adjectives of Personality and appearance; numbers 11-103 and ages	The verb be: affirmative and negative Statements, yes/no questions, short Answers, and Wh-questions	
Where is my cellphone?			
Lesson 04	Theme and word bank	Grammar	24-27
	Clothing; color; weather and seasons	Possessives: adjectives our and their, Pronouns, names, and whose; present Continuous statements and yes/no Questions; conjunctions and, but, And so; placement of adjectives Before nouns	

Where are you from?			
Lesson 05	<p>Theme and word bank Clock time; times of the day; Everyday activities</p> <p>Song</p> <p>Link</p>	<p>Grammar Time expressions: o'clock, A.M,P.M, Noon, midnight, in the morning/ Afternoon/evening, at 7:00/night/ Midnight; present continuous / Wh-questions</p>	28-31

What are you like?			
Lesson 06	<p>Theme and word bank Transportation; family relationships; Daily routines; days of the week</p>	<p>Grammar Simple present statements with Regular and irregular verbs; simple Present yes/no and Wh-questions; time Expressions; early, late, every day, on Sundays/weekends/weekdays</p>	32-35

I'm wearing shorts!			
Lesson 07	<p>Theme and word bank Houses and apartments; room; Furniture</p>	<p>Grammar Simple present short answers; there is, There are; there's no, there isn't a, there are No there aren't any</p>	36-39

UNIT II LIFE AT THE UNIVERSITY

At the store!			
Lesson 08	<p>Reading Verbs +ING Time expressions</p>	<p>Grammar Present continuous 3 forms + verbs with ING</p>	41-45

What time is it there?			
Lesson 09	<p>Telling the time</p>	<p>Grammar What time is it? Present progressive 3 forms Prepositions of time : at</p>	46-49

Our lives and routines!			
Lesson 10	Verbs Get up/get dressed Go to the university ...	Grammar Simple present Auxiliary Do/Does/ Don't/Doesn't	50-53
What do you do?			
Lesson 11	Expressions of time Once/twice/every day Every week	Grammar Simple present 3 forms+Wh-Questions and statements	54-57
I can't dance!			
Lesson 12	Abilities and permissions	Grammar Can / can't I can sing very well. I can't park on that way.	58-62
I live in a big house!			
Lesson 13	Parts of the house. Furniture	Grammar There is / there are/there isn't/there aren't/there is no .../there are no... Some/any/a/an	63-68
I was born here!			
Lesson 14	Famous people Countries Dates	Grammar Past of the verb to be Was /were/wasn't/weren't	69-72
Annexes	List of regular and irregular verbs		73-87

Introduction

Nowadays students need English to get their diploma, talk in English for their work or studies, also help to survive if they are thinking about taking a trip to an English-Speaking country, that's why English Loves Boundaries has been designed to help teachers and students learn the language more effectively.

The book has been divided into two units of seven lessons each one with a gradually structure grammar that let students consolidate their learning process step by step in Basic English level 1.

Our goal is getting students with confidence, so it means we must give them the tools they need: Grammar, Vocabulary and pronunciation with motivated accessible material that let them measure their progress.

Prologue

English is the language of International communication, because it is the official language in about 53 countries and it is spoken by around 400 million people according to the British Council, 2020.


Also, English gives access to the internet and could be to opening up employment opportunities, to know more about diverse cultures, places and lifestyles, watch many films, TV shows, read books and meet people from around the world.

Many of our university students will need English to get their diploma or understand people from other countries where English is spoken, that's why this book has fourteen lessons to get students practice the language in different situations, greet people, introducing themselves, learn about grammar and many other activities.

The purpose of English Loves Boundaries is to contribute to get basic knowledgements for beginner students in grammar, vocabulary, pronunciation, also in reading and writing tasks, but the most important to learn English step by step with full motivated and colorful picture beginning from simple present, modal can until simple past of the verb to-be.

The more proficient you are, the better you can express yourself.

Classroom Language: Teacher instructions



Unit I

**MEETING NEW
PEOPLE**

Lesson 01: Nice to meet you!

1

SAYING HELLO! Look and read. Number the pictures A - D.

A

A: Hi, I'm Luis. What's your name?
B: Mary.
A: Sorry?
B: Mary!

B


A: Hi, Dad. This is Tom.
B: Hello. Nice to meet you.
C: Nice to meet you.

C

A: Good evening. What's your name?
B: My name is Janet Flores.
A: You're in room 4.

D

A: Hello Juan. How are you?
B: I'm fine, thanks. And you?
A: I'm OK, thank you.



2

SPEAKING



Receptionist: Hello. What's your name?

Mark: Mark.

Receptionist: Are you Mark Vito?

Mark: No, I'm not. I'm Mark Ron.

Receptionist: You're in room 6.

Mark: Excuse me?

Receptionist: You are in room 6.

Mark: Ok. Thank you.



Tom: Excuse me.

Teacher: Hello. Are you Tom?

Tom: Yes. Nice to meet you.

Teacher: Nice to meet you.

Tom: Am I late?

Teacher: Yes you are.

Tom: Sorry

3

GRAMMAR HELP

Use of my, your, his, her

What's <u>your</u> name?	<u>My</u> name is Juana.	What's = What is
What's <u>his</u> name?	<u>His</u> name is Junior.	
What's <u>her</u> name?	<u>Her</u> name is	

4

Complete the conversations. Use my, your, his, or her.



A: Excuse me. What's name?

B: Hi, name is Carlos.

What's name?

A: name is Anita.



A: What's name?

B: name is Luis.

A: And what's name?

B: name is Alicia.

5

Complete the chart with your, my, his, her, their, or our. Listen and check.

I'm Italian.

You're in level I.

He's the director of the studies.

She's your teacher.

We're an international university.

They're new students.

_____ family is from Ancash.

This is _____ classroom.

_____ name is Victor.

_____ name is Noelia.

_____ students are from different countries.

_____ names are Tina and Daniel.

6

Famous actors - but do you remember their names?

- Who is he?
- What's his last name?
- What's his nickname?


- Who is she?
- What's her last name?
- What's her nickname?

I think, he is Antonio? His last name is Banderas..


I don't know.

I don't remember.

1



2



3



4




5



6



7



8



Now test yourself!

1

Complete the conversation with **is, are** or **am**. Use contractions where possible.



TOTA: Hello.
 TONY: Hi.
 TOTA: ¹ Is this room 6?
 TONY: Yes. ² _____ you here for the English class?
 TOTA: Yes, I ³ _____. ⁴ _____ you in this class, too?
 TONY: Yes. We ⁵ _____ in the same class. My name ⁶ _____
 Tony.
 TOTA: Hello, my name ⁷ _____ Tota.
 TOTA: Who ¹⁴ _____ our teacher?
 TONY: Her name ¹⁵ _____ Maria.
 TOTA: ¹⁶ _____ she American?
 TONY: No, she isn't. She ¹⁷ _____ Peruvian.
 TOTA: Where ¹⁸ _____ the other students?
 TONY: They ¹⁹ _____ in the classroom. We ²⁰ _____ late!

2

Saying good-bye.

Listen and number the phrases 1-6.

- Good -bye.
- Bye.
- Good night.
- See you.
- See you on Saturday.
- See you tomorrow.



Practice the conversation with a partner.

3

GRAMMAR Verb be: I and you.

a. Rewrite the sentences with contractions.

1. I am Anna. I'm Anna _____.
2. You are not in room 3. _____
3. I am not a teacher. _____
4. You are in room 8. _____
5. I am Bill. _____
6. You are not in room 10. _____

b. Write negative sentences (-) or questions. (?)

1. I'm late. (-) I'm not late. _____
2. You're American. (?) _____
3. I'm Olivia. (-) _____
4. You're in room. (?) _____
5. I'm late. (?) _____
6. You're Robert. (?) _____

4

Complete the dialogues.



1. Excuse me. Are you _____
Angela?
No, I'm not. I'm Sarah.
2. Hi. _____ Jessica. Are you
Oliver?
No, _____. I'm James.



3. Hello. _____ Brad.
Hi. _____ Lucy. Nice to
meet you.
4. Excuse me. _____ my
teacher?
Yes, _____ I'm David.

Lesson 02: Spelling names!

1

Listen and practice. Write a letter with a similar sound.

A (ei)	B (i)	F (e)	I (ai)	U (iu)	R (a)	O (ou)
.....		
.....		
.....		
				
				
				
				
				
				
				

A B C D E F G H I J K L M N O P Q R S T U V W X Y Z
a b c d e f g h i j k l m n o p q r s t u v w x y z

2

Class activity – Listen and practice. Then practice with your partner using your own names.



A : Excuse me. What's your name?
 B : Oh! Hi. My name is Mariah Torres.
 A : Is that M-A-R-I-A-H?
 B : Yes, that's right.
 A : How do you spell your last name? T-O-R-E-S?
 B : No, it's T-O-R-R-E-S with double R.

3

How do you spell their names? Practice with a partner with each picture.

				
<i>Name: Donald</i>	<i>Name: Dina</i>	<i>Name: Paolo</i>	<i>Name: Selena</i>	<i>Name: Evo</i>
<i>Last name: Trump</i>	<i>Last name: Paucar</i>	<i>Last name: Guerrero</i>	<i>Last name: Gomez</i>	<i>Last name: Morales</i>

A: Sorry man. Who is the man in picture one?

B: I think he is the president of the US.

A: How do you spell his name?

B: It's D-O-N-A-L-D

A: How about his last name? Is that T-R-O-M-P

B: No. It's T-R-U-M-P with U.

A: All right. Thanks.



4

Write the abbreviations for each picture.

1



2.....




3.



4.



5.



6.



7.



8.



9.



10.



11.



12.



5

Personal information. Listen and practice.

0	1	2	3	4	5	6	7	8	9	10
Zero	one	two	three	four	five	six	seven	eight	nine	ten

(Oh)

6

Practice these phone numbers and email addresses.



dot



at

His name is Martin Vizcarra. His work phone number is nine-four-three-six-three-six-nine-six-eight

Now test yourself!

1

Grammar Focus - Review

The verb be

I'm **Martha Flores**.

You're **in my class**.

She's **in our English class**. (Martha is **in our English class**)

He's **over there**. (Tom is **over there**)

It's **my English book**.

It's **Flores**. (My last name is Flores)

Are you Tom Mejia?

Yes, **I am**.

No, **I'm not**

How **are you**?

I'm fine.

I'm = **I'm**

You're = **You are**

He's = **He is**

She's = **She is**

It's = **it is**

They're = **They are**

We're = **We are**

2

Complete the conversations with the correct words in parentheses.

Then practice with a partner.

David: Hello, Jennifer. How You? (is /are)

Jennifer : Fine, thanks. (She's / I'm)

..... Sorry-what's your name again? (I'm / It's)

David: Martin- Martin Flores. (He's / It's)

Jennifer: That's right! Martin, this Sarah Ruiz. (Is / am)

..... our English class. (She's / He's)

David: Hi, Sarah. nice to meet you. (I'm / It's)

Sarah: Hi, David,. I think in my math class, too. (You're / I'm)

David: Oh, right! Yes, I(are / am)



3

Complete these conversations.



Debra: Excuse areJames Santos?

Kevin: No,over there.

Debra: Oh, sorry.

Debra: Excuse me you James Santos?

James: Yes, I.....

Debra: Hi, James, my name Debra Ruiz.

James: Oh, in my English class.

Debra: That's right.nice to meet you.

James: Nice to meet you too.

Lesson 03: What is that?

1 SNAPSHOT Listen and practice.



Check the things you have in your backpack. (✓)

2 Articles - Listen and Complete the sentences with a or an.

Articles

a + consonant sound
an + vowel sound

1. This is watch.



5. This is adapter.



2. This is USB.



6. This is backpack.



3. This is cellphone



4. This is electronic address book.



3

What's in your bag?

Vocabulary small things

Complete the crossword

Clues cross →

Clues down ↓

GRAMMAR Singular and plural nouns; a, / an

a. Write a or an

- | | |
|-------------------|----------------|
| 1.pen | 6.ID card |
| 2.umbrella | 7. watch |
| 3.chair | 8.country |
| 4.dictionary | 9.e-mail |
| 5. key | 10.day |

b. Write the plural of the words in a.

- | | |
|---------|----------|
| 1. | 6. |
| 2. | 7. |
| 3. | 8. |
| 4. | 9. |
| 5. | 10. |

c. Write questions and answers



1. What is it?

It's a book.



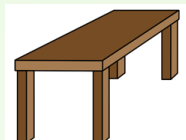
2. _____



3. _____



4. _____



5. _____

4

Speaking time

Listen and practice

- Toño** : Oh my god! What are these?
Juanito : They are pieces of chocolate.
Toño : Really thanks! Juanita. They're fantastic.
Juanito : You're welcome.
Mara : Now open this box!
Toño : All right. Uh, what is this?
Mara : It's a cellphone.
Toño : Oh. It's ... very nice. Thank you Mara.
It's really interesting.



5

Pronunciation

A. Listen and practice. Notice the pronunciation of the plural –s endings.

S=/z/		S= /s/		(e)s=/Iz/	
computer	computers	table	tables	glass	glasses
phone	phones	map	maps	class	classes
dog	dogs	student	students	purse	purses

B. Say the plural forms of the following nouns. Then complete the chart.



ID card



newspaper



purse



watch



clock



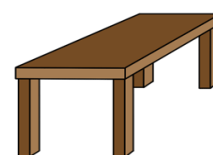
television



glasses



ladybug



table



jacket

Now test yourself!

1

A. Fill in the blanks.

their she our her they your his

1. Jennifer is an actress. last names is Aniston.
..... is American.
2. Kate and Naomi are models. are British.
..... favorite sports is swimming.
3. Paulo is Brazilian. telephone number is
356-5972
4. Esther and I are Spanish. We are students.
Favorite actor is Brad Pitt.
5. Who is favorite singer? My favorite singer
..... Mariah Carey.



B. Fill in the blanks with a or an.

1. Robbie Williams is singer.
2. Antonio Banderas is actor. His ex wife, Melanie is actress.
3. Are you student?
4. Avril Lavigne is Canadian singer.
5. Julia Robert isn't model. She's actress.

C. Complete the interview.

- Interviewer : What's your name?
Peter : My name's Pete Torres.
Interviewer : _____ ?
Peter : T-O-R-R-E-S
Interviewer : _____ ?
Peter : I'm from the USA
Interviewer : _____ ?
Peter : I'm 18 years old.
Interviewer : What's _____ ?
Peter : It's surfing.
Interviewer : Thank you Peter.



D. Fill in the blanks. Then write a similar about yourself on your notebook.

Dear Penpal,

My name is Mary. I am from Lima, the capital of Peru. I am twenty years, my mother from Peru. name is Rosita. My father is Peruvian. name is Pedro. My favorite are swimming and cycling. My favorite is Niky Jam and my is Cameron Diaz. She is fantastic. What about you? Where you from? old are you? is your singer?

Lesson 04: Where is my cellphone?

1 Grammar focus

Yes/No and where questions with be

Is this your laptop?

Yes it is. /No, it's not.

Are these your pens?

Yes, they are. No, they're not.

Where's your cellphone?

It's in my purse.

Where are my pencils?

They're on the desk.

2 Complete these conversations. Then practice with a partner.

A: Is this your cellphone?

B: No, not.

1 A: these your pens?

B: Yes, are. Thanks.

A: Where your scissors?

B: on the desk.

3 A: No, not. They're *my* scissors.

B: You're right. My scissors in my pencil case.

A: Where my glasses?

B: Are your glasses?

2 A: No, they're

B: Wait! they in your purse?

A: Yes, are. Thanks.

A: this my eraser?

B: No, not. Its' *my* eraser.

4 A: Sorry. is my eraser.

B: on your desk.

A: Oh, you're right.

3 Complete the dialogues. Use the information from the box.

Yes, I am No, it isn't No, they're not. No, it's not.

No, I'm not Yes, it is Yes, they are. Yes, they are

1 A: Excuse me, Is this the English class?

B: **Yes, it is.** And I'm your teacher.

2 A: Is my cellphone on the chair?

B: It's under the table.

3 A: Are these your glasses?

B: Thanks so much.

4 A: Hi. Are you my partner?

B: I'm in your English class, too.

A: Are they your markers?

5 B: My markers are in my purse.

6 A: Excuse me. Are you Calixto Flores?

B: My name is Carlos Torres.

A: Is it your laptop over there?

7 B: It's Rose's.

A: Are these your magazines?

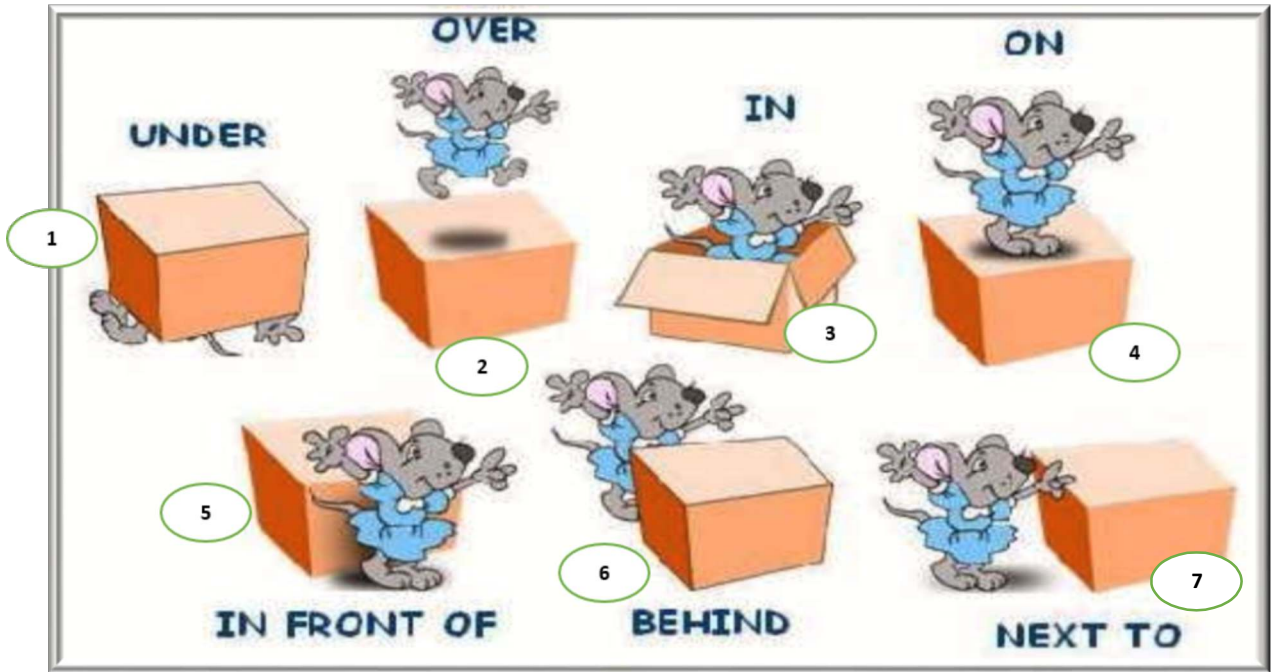
8 B: Thanks.

4

WORD HELP Prepositions; article the

Practice with your partners.

Where is **the** mouse?
The mouse is in **the** box



5

Label the pictures. Use prepositions.



1. The students are _____ class.



2. The black cat is _____ the clock.



3. The teacher is _____ the table.



4. The dog is _____ the table.



5. The ball is _____ the box.



6. The mouse is _____ to the USB.



7. The cat is _____ the dogs.



8. The mouse is _____ the cheese.

6

Complete the dialogues.



A: Where is my tablet?

B: Is _____ in your backpack?

1 A: No, it _____.

B: Wait a minute. _____ it on the desk?

A: Yes, _____ is. Thank you!



A: _____ this my cellphone?

B: No, _____ not. *It's my laptop.*

2 A: I'm sorry. _____ is my cell phone?

B: _____ on the desk.

A: Oh, yes _____ is Thanks.



A: Where _____ my keys?

B: Are _____ in your bag?

1 A: No, they _____.

B: _____ they on the chair.

A: Hmm. Yes, _____ . Thanks.



A: _____ my newspaper under your desk?

B: No, _____ . Sorry.

2 A: Hmm. _____ my newspaper?

B: _____ under your folder?

A: Let me see. Yes, it _____ . Thank you.

7

Conversation. Oh, no!

Nancy : Oh, no! Where is my cellphone?

Carlos: I don't know. Is it in your purse?

Nancy : No, it's not.

Carlos: Maybe it's on the table in the classroom

Pedro: Excuse me. Is this your cellphone?

Nancy : Yes, it is. Thank you!

Pedro: You're welcome. And is this your key?

Nancy: Umm. No, it's not. Where's your key, Carlos?

Carlos: It's in my pocket... Wait a minute! That is my key!



8

Answer the questions. Use your own information.

1. Are you a student?

2. Is your last name Torres?

3. Is your mother Peruvian?

4. Is your email address marygares@hitmail.com?

5. Are you at home now?

6. Is your phone number 946- 989696?

7. Is your book under your desk?

8. Is your laptop on your bed?

9. How are you today?

10. Are your books in your book bag?




Lesson 05: Where are you from?

1

A. Cities and countries.

Find and circle the information in the puzzle.

- | | |
|------------------------------------|--------------------------------------|
| <input type="checkbox"/> Argentina | <input type="checkbox"/> China |
| <input type="checkbox"/> Brazil | <input type="checkbox"/> Mexico |
| <input type="checkbox"/> Canada | <input type="checkbox"/> Turkey |
| <input type="checkbox"/> Colombia | <input type="checkbox"/> South Korea |
| <input type="checkbox"/> India | <input type="checkbox"/> Japan |



S	C	M	H	P	F	W	S	B	R
I	B	H	H	O	O	P	O	L	A
N	R	G	I	Z	P	C	U	J	R
D	A	H	S	N	I	T	T	J	G
I	Z	J	S	X	A	J	H	A	E
A	I	K	E	Q	N	O	K	P	N
W	L	M	A	W	B	P	O	A	T
V	C	A	N	A	D	A	R	N	I
T	U	R	K	E	Y	N	E	H	N
C	O	L	O	M	B	I	A	G	A

B. Where are these cities and capitals? Complete the sentences with countries around the world. Use is or are.



1. La Paz and Sucre are in Bolivia.
2. Quito _____.
3. Vancouver and Ottawa _____.
4. Buenos Aires _____.
5. Estambul _____.
6. Cuzco and Ancash _____.
7. Sao Paulo and Rio _____.
8. Toronto _____.
9. Rio de Janeiro _____.
10. Washington _____.

2

Write the words in the correct order. Use capital letters where necessary.

1. America / tom / from / . / is

2. Jane / from / . / isn't / Paris

3. are / carol / French / and / Steve / ?

4. yes / , / are / they

5. Tim / ? / Italian / peter / are / and

6. istabul / from / is turkey.

7. are / you / where / from / ?

8. acapulco / is / in / brazil / ?

9. is / maria / where / from / ?

10. I'm / York / new / from.

3

Write about their origin and nationality. Follow the model.

1. Marge / The US
Marge is from The United States.
She's American.

2. Pierre / France
.....
.....

3. Chi / China
.....
.....

4. Rita and Manuel / Portugal
.....
.....

5. Julio / Germany
.....
.....




6. Juan and I / Spain
.....
.....

7. Marcos / Brazil
.....
.....

8. I / Japan
.....
.....

4

Describe yourself and your favorite soccer player or singer.

Me	My soccer player	My singer
My name is	His name is	Her name is
		

5

Speaking

Where are you from?

are you – Brazil – what's your – Brazilian – old – is – you – 18 –
It's in – years – nice to-meet you – Thank you

João is a Brazilian guy. He is at the Chicago Airport, in the U.S.A. He is talking to a policeman at the customs. See their conversation and fill in the gaps.

Policeman: I need to ask you some questions.

João: Sure. No problem.

Policeman: _____ full name?

João: João Luiz Soares.

Policeman: Where _____ from?

João: I'm from _____. I'm _____.

Policeman: Sorry, but I don't know Brazil. Where _____ Brazil?

João: _____ South America.

Policeman: Ok, another question. How _____ are _____?

João: I'm _____ old.

Policeman: _____

João: You're welcome. _____.

Policeman: Nice to meet you, too.



6

Complete the conversations with the correct responses.

A: Where are they from?

B: She's from the U.S. and he's from the U.K

1

- She's Melania Trump and he is Christian Mair.
- She is from The United States and he's from Peru.

A: What is your first language?

B: _____

2

- It's Spanish.
- It's from Spain.

A: What are your parents like?

B: _____

3

- They are very friendly.
- They're in Cuzco.

A: Who's that?

B: _____

4

- She is the new English teacher.
- It's my laptop.

A: where are Miguel and his family?

B: _____

5

- They are in the U.S. now.
- They are from Brazil.

A: How old are you now?

B: _____

6

- It's 20 years old.
- I'm thirty-five years old.



7

Complete the conversations with 'm, am, 's, is, 're, or are.



A: Are you and your family from Chile?

B: No, we _____ not.

1 We _____ from Brazil.

A: Oh, so you _____ from Brazil.

B: Yes, I _____. I _____ from Sao Paulo.



A: _____ Peru in Central America, mom?

B: No, it _____ not. It _____ in South America my honey.

2 **A:** Oh, _____ we from Peru mom?

B: Yes, we _____. We _____ from Ancash originally, but we _____ here in the U.S. now.



A: Is this your cellphone?

B: Yes, it _____. Thanks

3 **A:** And _____ these your keys?

B: Yes, they _____.

A: Well, they _____ very nice keys.

B: Thank you!



A: _____ your English teacher from the U.S.?

B: No, she _____. She _____ from Peru.

4 _____ Chimbote, Peru.

A: _____ Quechua her first language?

B: No, it _____ not. Her first language _____ Spanish.

Lesson 06: What are you like?

1

Complete these conversations. Then practice with a partner.

A: Excuse me. Is she Selena Gomez?

B: Yes, she is. She's an 1. _____ singer.

A: Is that true?

B: That's right. She is really 2. _____ and 3. _____.

A: What's her first language?

B: It's English. She is from The United States.



2



A: Who's he? He is very 1. _____ and 2. _____.

B: I think, he's Pique. He's Shakira's 3. _____.

A: Where's he from?

B: He's Spanish so he's from a 4. _____ country, Spain.

A: And, what's his first language?

B: It's Spanish.

A: Is that 1. _____ girl Cameron?

B: Yes, she is. Her real name is Cameron Diaz

A: What nationality is she?

B: Her parents are from Australia, but she is Canadian.

A: Is she 2. _____?

B: No. She's quite 3. _____ and 4. _____.



4



A: Who are they 1. _____ couple?

B: They're Angelina and Brad.

A: Where are they from?

B: They live in Australia but they're American.

A: Oh, great.

B: What are they like?

A: Brad is 2. _____ and 3. _____, but Angelina is 4. _____ and 5. _____.

Conversation 1	Conversation 2	Conversation 3	Conversation 4
smart	Tall	slim	slim
American	nice	Pretty	good-looking
pretty	husband	tall	serious
	handsome	short	friendly
			funny

2

Describing people.

A. Complete sentences about people, using words from the box.

friendly	short
funny	shy
cute	smart
heavy	talkative
handsome	thin
pretty	tall
quiet	serious



Mary Juan

1
A: Mary is _____
B: Juan is _____




Tito Toño

2
A: Toño is _____
B: Tito is _____



Milu Luisa

3
A: Milu is _____
B: Luisa is _____



Roy Cali

4
A: Roy is _____
B: Cali is _____



Karen Lulu

5
A: Karen is _____
B: Lulu is _____



Teddy Celia

6
A: Celia is _____
B: Teddy is _____



Sandra Mario

7
A: Sandra is _____
B: Mario is _____

B. Answer the questions.

- Is Roy tall? _____.
- Is Lulu talkative? _____.
- Is Celia shy? _____.
- Is Mario ugly? _____.
- Is Milu heavy? _____.
- Are Tito and Toño old? _____.
- Is Juan handsome? _____.
- Are you friendly? _____.

3

How old are they now?



Marc/29

A: How old is he?
B:



Liz/75

A: How old is she?
B:



Calixto/56

A: How old is he?
B:



Catalina /41

A: How old is she?
B:

4

Translate the numbers then listen and practice.

NUMBERS AND AGES			
11. eleven	21. twenty-one
12. twelve	22. twenty-two
13. thirteen	23. twenty- three
14. fourteen	24. twenty- four
15. fifteen	25. twenty-five
16. sixteen	26. twenty-six
17. seventeen	27. twenty-seven
18. eighteen	28. twenty-eight
19. nineteen	29. twentynine
20. twenty	30. thirty
		40. forty
		50. fifty
		60. sixty
		70. seventy
		80. eighty
		90. ninety
		100. One hundred
		101. One hundred (and) one
		102. One hundred (and) two
		103. One hundred (and) three

5

Complete the information about family using ages.



A: Who's that lady?
B: That's my sister.
A: How old is she?
B: I think she's



A: Who's that tall man?
B: That's my dad.
A: How old is he?
B: I think he's



A: Who's that old woman?
B: That's my grandma.
A: How old is she?
B: I think she's



A: Who's that kid?
B: That's my nephew.
A: How old is he?
B: I think he's

6

GRAMMAR HELP

Wh=questions with be

What's your name?

My name is Jill.

Where are you from?

I'm from Canada.

How are you today?

I'm just fine.

Who's that?

He's my brother.

How old is he?

He's twenty-one

What's he like?

He's very nice.

Who's= who is

Who are they?

They're my classmates.

Where are they from?

They're from Rio

What's Rio like?

It's very beautiful.

7

CONVERSATION He's friendly.

Listen and practice

Nikol: Who's that guy?

Kika: He's my dad.

Nikol: Wow! He's cute. What's his name

kika: Antony. We call him Tony.

Nikol: Oh, how old is he?

Kika: He's forty-one years old.

Nikol: What's he like? Is he friendly?

Kika: Yes, he is, and he's very smart, too!

Nikol: And who's that?


Kika: My brother Marc. He's twenty.

He's the professional of the family.



A. Answer the questions. Use your own information.

1. What is your first language? _____
2. Where are you from? _____
3. How are you today? _____
4. Where is your English teacher from? _____
5. What is your mom like? _____
6. What's your city like? _____
7. What are you like? _____
8. What is the food like in your city? _____




Lesson 07: I'm wearing shorts!

1

Label the clothes. Use the information in the box.

- | | | | | | |
|----------|--------------------------|------------|--------------------------|--------|--------------------------|
| tie | <input type="checkbox"/> | shirt | <input type="checkbox"/> | jacket | <input type="checkbox"/> |
| pants | <input type="checkbox"/> | suitcase | <input type="checkbox"/> | shoes | <input type="checkbox"/> |
| sneakers | <input type="checkbox"/> | sweatshirt | <input type="checkbox"/> | socks | <input type="checkbox"/> |
| glasses | <input type="checkbox"/> | T-shirt | <input type="checkbox"/> | jeans | <input type="checkbox"/> |
| watch | <input type="checkbox"/> | backpack | <input type="checkbox"/> | | |



2

Let's practice the colors.

LISTEN AND PRACTICE



3

Conversation



This is not mine.

Listen and practice

Tom: Great! The clothes are dry. Where is my new blouse?

Lucy: I don't know. Wait, I think it is white.

Tom: But, that is red and blue. Here, there is one. Is it yours?

Lucy: No it's not mine. Wait a minute. It is mine. It's a ruined! Oh no!

Tom: Oh, all our clothes are red and blue.

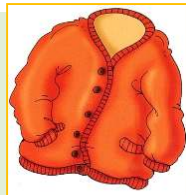
Lucy: I think this red T-shirt is the problem. Is this yours? Whose T-shirt is this?

Tom: Ups-It's mine

Lucy: Oh gosh, Tom. I'm really angry with you.

4

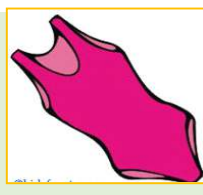
Look and complete the sentences.



1. The jacket is red.



2. _____



3. _____



4. _____



5. _____

5

GRAMMAR HELP

Possessive 'S		Pronouns	Names
Adjectives			
their		theirs	
my		mine	Tom's sandals. /S/
These are his	socks.	These glasses are his	Marc's sweaters. /Z/
her		hers	Liz's blouse. /IZ/
our		ours	
your		yours	Whose T-shirt is this? It's Tom's. Whose pants are they? They're Edu's.

A. Complete the information with the correct words in parentheses. Then practice in class.

1 A: Hey! They aren't (ours/our) purses.
B: You're right. (ours/our) are on the table over there.

2 A: These aren't(mine/my) sunglasses. Are they
(yours/your)
B: No, they are not(mine/my). Ask Norma. Maybe those are
(hers/her)

6

Writing

B. Describe what they are wearing today.

Marc's tie is blue


Eliane

Luz

Lois

7

Whose clothe are they?



8

Complete these conversations.

1 A: *Whose shirt is this?*

B: It's Pedro's.



4 A: *Whose _____?*

B: _____



A: *Whose _____?*

B: _____



2 A: *Whose _____?*

B: _____



5 A: *Whose _____?*

B: _____



A: *Whose _____?*

B: _____



B. Complete the conversations with the correct information in parentheses.




- A: **Whose** (Whose/His) dress is this? Is it Tina's?
 1 B: No, it is not. _____ (her/hers). It's _____ (my/mine)
 A: Are these _____ (your/yours) shoes?
 B: No, they aren't _____ (my /mine) shoes. Let's ask
 2 Wilson. I think they're _____ (his/he's)
 A: Are these Tota's and Maki's scarves?
 B: No, they aren't _____ (theirs/their). They are _____
 (your/yours)
 3 A: I don't think so. These scarves are blue, and _____ (my/mine)
 are red.

Unit II

**LIFE AT THE
UNIVERSITY**

Lesson 08: At the store!

1 Find and circle the words in the puzzle.



S	B	R	A	C	E	L	E	T	N
N	U	Y	I	L	K	T	D	C	E
E	Z	R	I	N	G	M	O	P	C
C	F	I	F	S	N	H	K	V	K
D	O	N	C	B	J	E	S	B	L
C	Q	A	R	E	O	G	C	E	A
V	P	U	T	Z	W	A	A	L	C
G	N	Z	U	T	Q	V	R	W	E
Y	L	S	D	R	H	J	F	D	V

2 Read the answers. Look at the underlined words. Then write questions.

- Q: What are you doing?
A: I'm shopping for a hat.
- Q: _____.
A: She's buying a bracelet.
- Q: _____.
A: They're looking at surfboards.
- Q: _____.
A: He's trying on a coat.
- Q: _____.
A: She's paying for a necklace.
- Q: _____.
A: I'm buying a tennis racket.



3

Grammar Focus - Present continuous: be + verb + ing

Full form	Contraction		Full form	Contraction	
I am	I'm	crying	I am not.	I'm not.	crying having a party. eating. working.
You are	You're	having a party.	You are not.	You aren't.	
He/She/It is	He/She/It's	eating.	He/she/it	He/she/it isn't	
We are	We're	working.	We are not	We aren't	
You are	You're		You are not	You aren't	
They are	They're		They are not	They aren't	

?		
Am I		I am.
Are You	crying?	you are
Is He/She/It	having a party?	he/she/it is.
Are We	eating?	we are.
Are You	working?	you are.
Are They		they are.
		I'm not.
		you aren't.
		he/she/it isn't.
		we aren't.
		you aren't.
		they aren't.



4

Write a questions and answers for each picture.



- What's he doing? He _____
- _____
- _____
- _____

5

Put the verbs in parentheses in the present continuous.

- A: Hello?
 B: Oh, hi Dad. Where are you now?
 A: I'm in my hotel. **I'm having** lunch. (have). It ¹ _____ (rain) a lot here. Is mom there?
 B: Yes, but she ² _____ to somebody on the cell phone right now. (talk)
 A: Oh. What ³ _____ you _____? (do)
 B: My friend Matt is here.
 A: Matt? Why ⁴ _____ you _____ your homework? (not do)
 B: Don't worry. We ⁵ _____ together. (study)
 A: Where's Jenny?
 B: She ⁶ _____ for Kevin to come. (wait). They ⁷ _____ a party tonight. (have)
 A: Oh. What ⁸ _____ she _____? (wear)
 B: Nothing special. OK, Dad, here is Mom. Bye.

6 Look at two people on a TV game show. Fill in the blanks.



Spaghetti / Chinese / guitar / one / spaghetti / hairbrush /

- a. Read the dialogue. Practice it in groups of three.
- b. Look at the pictures 1 - 6. Practice with a partner.



1




2



3



4



5



6

What is she doing?

She's

Host: Ok. David and Kim. You have ¹ _____ minute. What are they doing?

David: Is it a man or a woman?

Kim: It's a woman. Look at her hair. What's she doing?

David: Is she playing the ² _____?

Kim: No, she isn't. She is using a ³ _____.

David: yes, OK. I think you're right. And the next one?

Kim: It's a man and a woman.

They're eating ⁴ _____

David: No. they aren't eating ⁵ _____.

They're eating ⁶ _____ food.

Host: Time's up, Kim and David. Are those your answers?

David: Yes, they are.

Host: OK. So what do you think? Are they right or wrong?

7 VOCABULARY

- a. Complete with the verbs and verb phrase in
- b. complete the phrases with a verb form.

1. _____ by train.

2. _____ a marathon.

3. _____ in tents.

4. _____ a bike.

5. _____ the tango.

6. _____ a suitcase.

7. _____ on the sofa.

8. _____ all weekend.



⁶ camp

² Carry a bag



⁴ dance

⁵ Ride a horse



⁷ rain



³ Lie on the floor



¹ run



⁸ travel



8

Write questions about these people. Use the words in parentheses. Then answer the questions.



1. A: *Is Tom wearing shorts?*
(Tom / wear shorts)

B: **No, he's not. He's wearing jeans.**

2. A: _____
(Lucy / wear a blouse)

B: _____

3. A: _____
(Sam / eating a cake)

B: _____

4. A: _____
(Helen and Eve / eat)

B: _____

5. A: _____
(David and Jodie / watch television)

B: _____

6. A: _____
(Tom / eat pizza)

B: _____

7. A: _____
(Donny / wear boots)

B: _____

8. A: _____
(Claire / wear a yellow T-shirt)

B: _____

9

Write questions and answers.

Use What + doing and the words in parentheses.

1. A: What are you and Mardonio doing? (you and Mardonio)

B: We're eating pizza. (eat pizza)

2. A: What's Kiko doing? (Michael)

B: He's cooking dinner. (cook dinner)

3. A: _____ (Rony and Matha)

B: _____ (take a walk)

4. A: _____ (Cecy)

B: _____ (get up)

5. A: _____ (Mary)

B: _____ (shop)

6. A: _____ (Bella and Harold)

B: _____ (watch a movie)

7. A: _____ (Juan)

B: _____ (study math)

8. A: _____ (you)

B: _____ (study English)

9. A: _____ (you and Rosa)

B: _____ (have lunch)

10. A: _____ (I)

B: _____ (finish this exercise)



10

What are you doing? What are your Friends doing? Write sentences.

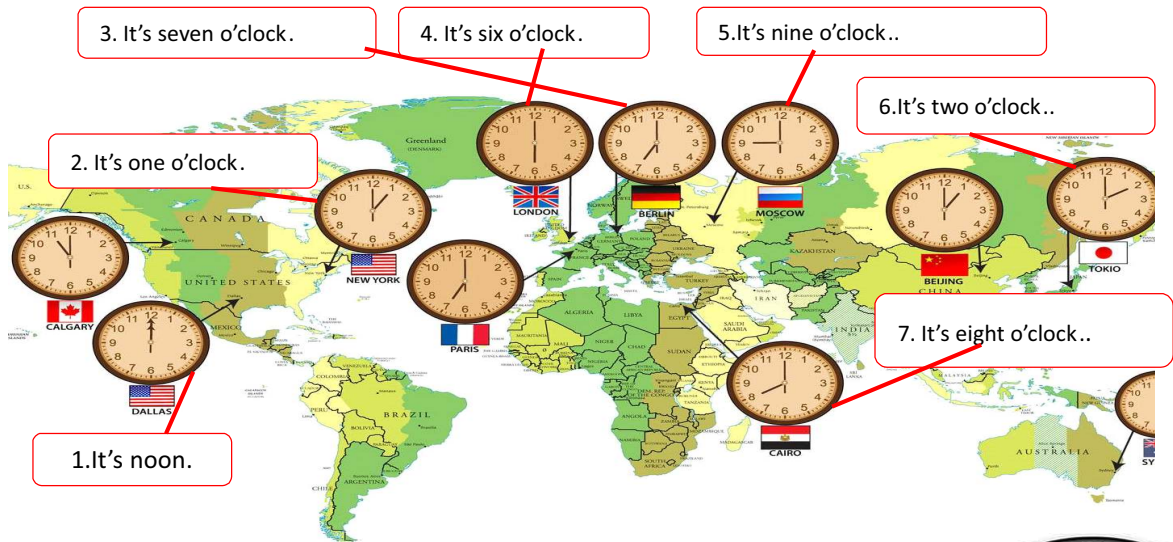
- 1. _____
- 2. _____
- 3. _____
- 4. _____
- 5. _____
- 6. _____



Lesson 09: What time is it there?

1

Listen and practice. Hello, what time is it there?



2

Read and write the times with countries.

1. New York, it's one o'clock.
2. The US,
3. France,
4. Tokyo,
5. Canada,
6. London,



3

CONVERSATION What time is it in Peru?

Listen and practice



Mat : Hello?

Luisa: Hi, Mat. This is Luisa. I'm calling from Peru.

Mat : Peru?

Luisa: I'm on tourism in Machu Picchu. Remember?

Mat : Oh, right. What time is it there?

Luisa: It's 10:00 a.m. and it's two o'clock there in Tokyo. Right?

Mat: Yes, two o'clock in the morning!

Luisa: 2:00 a.m.? Oh, I'm really sorry.

Mat: Forget it. I'm awake now.

4

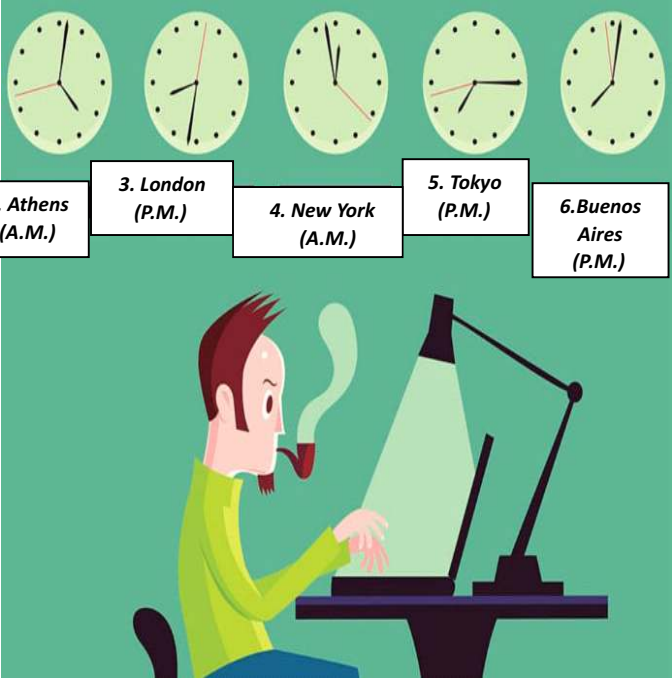
Write each sentence a different way.

1. It's midnight It's twelve o'clock at night
2. It's 4:00 P.M. _____
3. It's 9:15 A.M. _____
4. It's 8:00 P.M. _____
5. It's 10:45 P.M. _____
6. It's 3:30 P.M. _____
7. It's 6:00 P.M. _____
8. It's 12:00 P.M. _____

5

What time is it in each city? Write the time in two different ways.

1. It's 10:00 a.m. in Los Angeles.
It's ten o'clock in the morning.
2. _____
3. _____
4. _____
5. _____
6. _____
7. _____
8. _____



1. Los Angeles (A.M.)



Cuzco 7:00 A.M.

B. PAIR WORK Say each time a different way.


- | | |
|--|--------------------------|
| 1.- It's eight o'clock in the evening. _____ | 5. It's 2:00 a.m. _____ |
| 2. It's eight o'clock in the morning. _____ | 6. It's 7:00 P.M. _____ |
| 3. It's twelve at night. _____ | 7. It's 3:00 P.M. _____ |
| 4. It's four in the afternoon. _____ | 8. It's 12:00 A.M. _____ |

6

LISTENING

Listen to your teacher and complete the times in different cities.

City	Time
London	_____
Lima	_____
Brazilia	_____
New York	_____



7

CONVERSATION

Listen and practice.



It's late for cooking!

- Sue: Hi, dad
 Roy: What are you doing, Sue?
 Sue: I'm making something sweet.
 Roy: Why are you cooking now?
 It's three o'clock in the morning!
 It's late for cooking!
 Sue: Well, I'm really hungry!
 Roy: What are you making?
 Sue: I'm making a cake.
 Roy: Oh? What kind?
 Sue: lemon pie
 Roy: That's my favorite. Now I'm hungry. Let's eat! It tastes delicious.

8**Look at these pictures and practice with a partner.**

Quito 4:00 A.M.

What's Meche doing?
She is sleeping right now.



New York 6:00 A.M.

What's Marcos doing?
He is getting up.



Brasilia 7:00 A.M.

What are Carlos and Jessi doing?
They're having breakfast.



Lima 9:00 A.M.

What's Niko doing?
She is going to work.



London 12:00 noon

What are Keka and Tom doing?
They're eating lunch.



Tokyo 3:00 P.M.

What's Ken doing?
He is working right now.



Miami 7:00 P.M.

What's Toto doing?
He is eating dinner right now.



Mexico 9:00 P.M.

What's Antonio doing?
He is checking his email.



Your city 00:00

What are you doing?
It's ... I'm ...

9**ROLE PLAY** Ask and answer the questions about the pictures above.

1. Who's sleeping now?

2. Who's having breakfast?

3. Where is Ken working?

4. Where is Antonio checking his email?

5. What's Niko wearing?

6. What's Marcos wearing?

7. Why is Marcos getting up?

8. Why are Carlos and Juan having lunch?

Spelling


eat	eating
take	taking
run	running
have	having
sit	sitting
chat	chatting

Lesson 10: Our lives and routines!


1

Look at the pictures of Marcian's Saturdays. Write the phrases under the correct picture.

go to bed/watch TV/ play basketball / have breakfast / get up / take a shower



get up



2

Write what Marcian says about his Saturdays.

- a. get up I get up at ten o'clock.
- b. take a shower _____.
- c. watch TV _____.
- d. play basketball _____.
- e. go to bed _____.

3

A. Match the activities to the places.

- a. take a shower In the living room
- b. sunbathe In the bedroom
- c. watch TV In the bathroom
- d. play tennis At the beach
- e. go to bed At the sports center

In the morning - in the afternoon -
in the afternoon - at night

1. get up _____
2. go swimming _____
3. meet friends _____
4. do homework _____
5. have dinner _____
6. go to the mal _____

4

Unscramble the questions. Then answer them about your Saturdays.

- 1. time/get/what/you/up?/do _____

- 2. when/you/breakfast?/do/have _____

- 3. what/shower?/do/take/time/a/you _____

- 4. do/homework/you/when/you/do _____

5

Read Rositas's schedule and write what she says.

My Monday by Pamela

7:50 A.M. get up

8:05 A.M. take a shower

11:50 A.M. go to mall.

4:25 P.M. sunbathe

7:40 P.M. watch TV



6

GRAMMAR HELP

SIMPLE PRESENT GRAMMAR		
I walk to school.	I don't live far.	<i>Walk walks</i>
You ride a horse to school.	You don't live near here.	<i>Ride rides</i>
He works far from here.	He doesn't work far.	<i>Study studies</i>
She takes the bus to school.	She doesn't ride a bike.	<i>Watch watches</i>
We live with our parents.	We don't ride to work.	
They use public transportation.	They don't need a bus.	

7

READING

A. Jona Torres is talking about his family. Complete the sentences. Then compare with a partner.



1. My family and I(live/lives) in the suburbs. My daughter and I(work / works) near here, so we(walk/walks) to work.
2. Our son Jason(work/works) downtown, so he (drive/drives) to work.
3. My wife (don't/doesn't) drive to work. She(ride/rides) her bike to work.
4. My parents(live/lives) in the city. My mother(take/takes) a bus to work. My father is retired, so he(don't /doesn't) work now. He also(use/uses) public transportation, so they(don't/doesn't) need a car.

SIMPLE PRESENT GRAMMAR with irregular verbs.

I / you / we / they

I **have** a car

We **do** housework at home.

My brothers **go** to school by bus.

he / she / it

My mom **has** a bike.

My mother **does** a lot of work at home.

The bus **goes** from Santa to New Chimbote

8

CONVERSATION I get up late on weekends.

Tom: Let's go to the gym on Sunday.

Mary: Ok. But let's go in the afternoon. I sleep late on weekends.

Tom: What time do you get up on Sundays?

Mary: At eleven.

Tom: Oh, that's early. On Sundays, I get up at noon.

Mary: Really? Do you eat breakfast then?

Tom: Sure. I have breakfast every day.

Mary: Then let's meet at this restaurant at two o'clock. They serve breakfast all day.



9

Complete the conversation with the correct words in parentheses.

Tota : So, do you live in the suburb, Kim?

Kim : Yes, I _____ with my husband.
(live/lives)

He _____ an apartment not far from here.
(have/has)

Tota : Oh, so you _____ by car to work.
(go/goes)

Kim : Actually, I _____ walk to work,
(don't/doesn't)

in the morning. I _____ my car to work,
(drive/drives)

but I _____ home at night. What
(walk/walks)

about you?

Tota : Well, my father and I _____ a house
(have/has)

downtown, so I _____ to work.
(walk/walks)

My father doesn't _____ in the suburb
(work/works)

He _____ downtown near our house,
(work/works)

so he _____ to work on foot.
(go/goes)



Third person singular- endings

A. Write the third person singular forms of the following verbs.

1. Dance dances
2. Do _____
3. Go _____
4. Have _____
5. Live _____
6. Ride _____
7. Sleep _____
8. Study _____
9. Take _____
10. Use _____
11. Write _____
12. Watch _____

Lesson 11: What do you do?

1

Grammar focus


Simple present Wh-questions and statements.

What do you do? Where do you work? Where do you go to college?	<i>I'm a student. I have a part-time, job too. I work at Pizza Hut. I go to the University of Chimbote.</i>	I /You Work Take Study Teach Do Go Have	He/She Works Takes Studies Teaches Does Does Has
What does Silvia do? Where does she work? How does she like it?	<i>She is a guide. She teaches students. She works at Uladech University. She loves it.</i>		

2

Complete these conversations. Then practice with a partner.

- 1
- A: What you?
B: I'm full-time student. I study engineering.
A: and do you to college?
B: I to Uladech university.
A: Wow! do you like your classes?
B: I them a lot.
- 2
- A: What Silvia do?
B: She's a teacher. She English at the University.
A: And what about Mike? Where he work?
B: He for Sider Peru company in Chimbote.
A: he do, exactly?
B: He's a manager. He that company.



3

PAIR WORK What do you know about these jobs? Complete the chart, Then write sentences about each one.

A reporter	A teacher	A police officer
Works for a newspaper
Interviews people
Writes stories

4

WRITING Work and workplaces.

Look at the pictures. Match the information in column A, B and C.



A

B

C

- a salesperson
- a chef
- a mechanic
- a carpenter
- a reporter
- a nurse

- builds houses
- cares for patients
- writes stories
- cooks food
- fixes cars
- sell clothes

- in a restaurant
- for a construction company
- in a hospital
- in a garage
- in a department store
- for a newspaper

5

Take turns describing each person's job.

A: *She's a salesperson. She sales clothes. She works in a department store.*

B: *And he's a chef. He ...*

6

A. Write verbs under the pictures.



make the bed



B. Complete sentences about yourself.

Never/sometimes /often
/always/usually

1. _____ take a shower in the morning.
2. I _____ do the shopping on Sundays.
3. I _____ get up early on Saturdays.
4. I _____ do my homework in the evening.
5. I _____ cook dinner.

7

A. Complete the table about yourself.

	<i>Make the bed</i>	<i>Wash the dishes</i>	<i>Do the shopping</i>
<i>Me</i>			
<i>Alicia</i>	<i>Usually</i>	<i>Always</i>	<i>Never</i>

B. Write sentences about you and Alicia.

- Alicia _____
I _____
- _____
- _____



8

GRAMMAR FOCUS

Time Expressions				
I get up	at 6:00	in the morning	on weekdays	Expressing clock time 6:00 six six o'clock 6:00 A.M.
I go to bed	around ten	in the evening	on weeknights	
I leave work	early	in the afternoon	on weekends	
I get home	late	at night	on Fridays	
I stay up	until midnight	on Saturdays		
I exercise	before noon	on Mondays		
I wake up	after noon	on Sundays		

A. Circle the correct words.

- I get up **at** / until six at / on weekends.
- I have lunch at / early 11:30 in / on Mondays.
- I have a little snack in / around 10:00 in / at night.
- In / On Fridays, I leave school early / before.
- I stay up before / until 1:00 A.M. in / on weekends.
- I sleep until / around noon in / on Sundays.



9

WRITING A Biography.

Write a biography of your partner. Don't use your partner's name. Use she or he instead.



My partner is a student. She studies nursing at the university. Her favorite class is English. She has part-time job in a pizza restaurant. She loves her job and ...

CLASS ACTIVITY

Pass your biography around the class. Guess who each biography is about.

10

CONVERSATION I start work at eight.

Samuel: So, do you usually come to the gym in the morning?

Mary: Yeah, I do. I usually come here at 11:00.

Samuel: Really? What time do you go to work?

Mary: Oh, I work in the afternoon. I start work at eight.


Samuel: Wow. That's late. When do you get home at night?

Mary: I usually get home a midnight.

Samuel: Midnight? That is late. What do you do, exactly?

Mary: I'm a chef. I work at Chitos restaurant.

Samuel: That's my favorite restaurant! By the way I'm Samuel....



Lesson 12: I Can't dance!

1

A. GRAMMAR can / can't (ability).

Read the advertisement and look at the photos
Who do you think has "star quality?"



Do you want to be a pop star?

KELLY



MICHAEL



JOHN



B. Look at the three people sing, play the guitar and dance.

Complete the sentences with John, Michael or Kelly.

1. John can play the guitar very well.
2. _____ can play the guitar very well.
3. _____ can't play the guitar.
4. _____ and _____ can dance well.
5. _____ can't dance.
6. _____ can sing well.
7. _____ can sing very well.
8. _____ can't sing.

D. Pronunciation

Listen and repeat. Copy the rhythm.

A: Can you sing?

B: Yes. I can sing very well.

A: Can you play a musical instrument?

B: Yes, I can.

A: What can you play?

B: I can play the guitar.

A: Can you dance?

B: No, I can't. I can't dance.

C. Write a sentence for each picture.



1. He can't play the guitar.



2. _____



3. _____



4. _____



5. _____

E. Write a question for each picture.

1. _____ you _____?

2. _____ you _____?

3. _____ you _____?

4. _____ you _____?

5. _____ you _____?

Your answers

1. _____ 3. _____

2. _____ 4. _____

5. _____

You can't park here

1. **Policeman:** Excuse me. You can't park there.
Woman: No? Why not?
Policeman: The sign says, "No parking"
Woman: Oh, I'm sorry, officer. Where can I park near here?
Policeman: You can park over there, ma'am, in the parking lot.
Woman: Thank you, officer.



2. **Ellie:** Hi, Matt
Matt: Hi, who is this?
Ellie: It's me, Ellie. How are you?
Matt: Oh, fine thanks.
Ellie: Matt. Can you come to dinner on Friday?
Matt: On Friday? Oh, I'm really sorry. I can't come. It's my girlfriend's birthday.
Ellie: You're girlfriend?
Matt: Yes, Lucy from work.
Ellie: Oh. Lucy.
Matt: Sorry about dinner.
Ellie: That's Ok. Bye.



2 Can / can't - permission and possibility.

What do you think the people are saying?
 Listen and check.

Can / can't I You She / he / it We You they	Can swim. Can come. Can help.
I You She / he / it We You they	Can't swim. Can't come. Can't help.

Listen. Can you hear the difference?

- 1 a. we can park here.
b. we can't park here.
- 2 a. I can help you.
b. I can't help you.
- 3 a. We can stop here.
b. We can't stop here.
- 4 a. You can sit here.
b. You can't sit here.
- 5 a. Mark can go with me.
b. Mark can't go with me.
- 6 a. I can walk home.
b. I can't walk home.
- 7 a. We can come tonight.
b. We can't come tonight.
- 8 a. You can write on the book.
b. You can't write on the book.

Listen circle a or b.

3

Write questions and answers about these people.



1. Can Andrew fix a car?
No, he can't.



2. _____



3. _____



4. _____



5. _____



6. _____

4

Write sentences about these. Use can, can't and but.




1. She can play the guitar, but she can't play de piano.



2. _____



3. _____



4. _____

5

Choose the correct responses.

A: Do you like the guitar?

B: No I don't.

- Yes, I can.
- No, I don't.

A: Who can fix a computer?

B: _____

- Yes, I can.
- I can.

A: Who do you play tennis with?

B: _____

- I do.
- My sister.

A: Where do you go snowboarding?

B: _____

- In Winter.
- In the mountains.

6

Can or Can't

A. Can you do these things? Check (✓) can or can't.

	can	can't
1. cook	<input type="checkbox"/>	<input type="checkbox"/>
2. dance	<input type="checkbox"/>	<input type="checkbox"/>
3. drive a car	<input type="checkbox"/>	<input type="checkbox"/>
4. play chess	<input type="checkbox"/>	<input type="checkbox"/>
5. play the piano	<input type="checkbox"/>	<input type="checkbox"/>
6. snowboard	<input type="checkbox"/>	<input type="checkbox"/>
7. speak two languages	<input type="checkbox"/>	<input type="checkbox"/>
8. swim	<input type="checkbox"/>	<input type="checkbox"/>
9. tell good jokes	<input type="checkbox"/>	<input type="checkbox"/>
10. upload potos.	<input type="checkbox"/>	<input type="checkbox"/>



B. Write sentences about things in part A.



1. _____
2. _____
3. _____
4. _____
5. _____
6. _____
7. _____
8. _____
9. _____
10. _____



Lesson 13: I live in a big house!

1

Write the names of the place in the house.



a. bathroom	a. <u>window</u>
b. _____	b. _____
c. _____	c. _____
d. _____	d. _____
e. _____	e. _____
	f. _____
	g. _____
	h. _____

2

A. Complete the description of the house. Picture 1.

This is a picture of my house. There are two _____ and a _____.
There is a small _____. There is also a _____ and a _____.

B. Then complete the questions and answers about the picture 2.

- Where is the computer? It's _____ the desk.
- Where _____ lamp? It's _____ the books?
- _____ the chair? It's _____?
- Where are _____? _____ between the computer and the lamp.
- _____ cat?

C. Write questions and answers about Remans Hotel.

a. How many bedroom are there?

b. _____

There are four.

c. How many discos are there?

d. _____

There are two.

e. How many cyber cafes are there?



D. Write sentences about your bedroom.

a. _____

b. _____

c. _____

d. _____

e. _____

3

CONVERSATION There isn't a TV.



Listen and practice

Lolo: This living room is great.

Kathy: Thanks a lot. I really like it, but I need some furniture.

Lolo: What do you need?

Kathy: Oh, I need some special things. There is a coffee table, but there aren't any armchairs.

Lolo: And there isn't a sofa or a TV.

Kathy: Yeap. There is a rug, but there aren't any bookcases or mirrors on the wall.

Lolo: You're right. Let's go shopping tomorrow night.

Oh! I love shopping on weekends.

4

WORD BANK Furniture

Label the pictures, and then classify the vocabulary according to each room.



1.....



2.....



3.....



4.....



5.....



6.....



7.....



8.....



9.....



10.....



11.....



12.....



13.....



14.....



15.....



16.....



17.....



18.....



19.....



20.....

armchairs / stove/ bed / pictures / curtains / lamp / coffee table / table / microwave oven / dresser / desk / bookcase / sofa / chairs / mirror / TV / rug / cupboard / vacuum cleaner / refrigerator

Dining room	
Kitchen	
Bedroom	
Living room	

5

A. GRAMMAR HELP

There is / There are

There's a table in the living room. **There are** some pictures on the wall.
There's no bed in the bedroom. **There are no** curtains in the bathroom.
There isn't a fridge in the kitchen. **There aren't any** chairs in the living room.

There is = There's

There is not= There isn't

B. Look at the picture. Then complete the sentences with There is / There are.



1. some glasses on the sofa.
2. a TV next to the sofa.
3. a laptop on the desk
4. some books in the shelf.
5. a newspaper on the coffee table.
6. any chairs in the living room.
7. some cushions on the sofa.
8. no a phone home.

C. Look at the picture. Then Describe each room using there is / there are / some / any / a / an.

1. _____ (mirror).
2. _____ (rug)
3. _____ (TV)
4. _____ (picture)
5. _____ (cushions)
6. _____ (wardrobe)



7. _____ fridge).
8. _____ (clock)
9. _____ (glasses)
10. _____ (chair)
11. _____ (stove)
12. _____ (microwave)

6

Vocabulary - Rooms and parts of the house.

A. Match the pictures with words. From 1 to 16. Then practice.

attic	<input type="checkbox"/>	balcony	<input type="checkbox"/>
basement	<input type="checkbox"/>	ceiling	<input type="checkbox"/>
driveway	<input type="checkbox"/>	fireplace	<input type="checkbox"/>
floor	<input type="checkbox"/>	garage	<input type="checkbox"/>
hallways	<input type="checkbox"/>	landing	<input type="checkbox"/>
office	<input type="checkbox"/>	patio	<input type="checkbox"/>
roof	<input type="checkbox"/>	stairs	<input type="checkbox"/>
wall	<input type="checkbox"/>	yard	<input type="checkbox"/>

B. Complete the sentences with the words from the box.

1. The stairs go up to the bedrooms at the top of the house.
2. You come into the house through the _____.
3. There's a bird on the _____.
4. The _____ is next to the bathroom.
5. The red car is inside the _____.



6. There are boxes of old toys in the _____.
7. It's warm near the _____ in the living room.
8. A boy is mowing the lawn in the _____.

7

Choose the best response.

1. A: My apartment has a view of the river
B: ***You're so lucky.*** _____

- *Guess what!*
- *You're so lucky.*

3. A: I really need a new desk.
B: _____

- *So let's go shopping on Saturday.*
- *That's great!*

2. A: do you need living room furniture?
B: _____


- *Yes, I do. I need a bed and a lamp.*
- *No, I don't. I need a bed and a lamp.*

4. A: Do you have chairs in your kitchen?
B: _____

- *Yes, I do. I need four chairs.*
- *Yes, I do. I have four chairs.*

8

**Draw a picture of your home. Then write a description.
Use the questions in the box for ideas.**



Lesson 14: I was born here!

1

Listen to your teacher and practice.

Where were these people born?

1 _____ 2 _____ 3 _____ 4 _____ 5 _____



Shakira
Singer

Mario Vargas LL.
Writer/ Nobel prize

Jennifer Lopez
Actress

Antonio Banderas
Actor

Francisco
The Pope

a. Argentina

b. Spain

c. Peru

d. The united States

e. Colombia

2

CONVERSATION I was born in Peru.

Tom : Where were you born, Aniston?
Aniston : I was born in Peru.
Tom : Oh! You weren't born in the U.S.?
Aniston : No, I came here in 2010.
Tom : Hm. You were pretty young.
Aniston : Yeah. I was only seventeen.
Tom : Did you go to college right away?
Aniston : No, my English wasn't very good, so
Tom : I took English classes for two years first.
Aniston : Well, your English is really good now.
Tom : Thanks. Your English is pretty good, too.
I hope so. I was born here.



3

GRAMMAR FOCUS

Past of be

I **was** born here.
 You **were** seventeen.
 She **was** at the hair salon.
 You **were** born in Peru.
 They **were** pretty young.

I **wasn't** born in Brazil.
 You **weren't** very old.
 She **wasn't** in college.
 We **weren't** at the café.
 They **weren't** born in Peru

Were you in class yesterday?
 Yes, I **was**. / No, I **wasn't**.
Was your first teacher Peruvian?
 Yes, she **was**. / No, she **wasn't**.
Were your parents born in the U.S?
 Yes, they **were**.
 No, they **weren't**.

wasn't = was not

weren't = were not

A. Complete these questions with was or were. Then ask and answer the questions with a partner.

- Were** you born in this city?
- When you born?
- Where your parents born?
- When your mother born?
- When your father born?
-you and your family in this city last year?
- you at this school last year?
- Who your first English teacher?
- What nationality your first English teacher?
- What He / she like?

B. Complete these conversation. Use the information from the box.

I was fifteen.
 No, I wasn't. I was born in Catacaos.
 I came here to study accountancy.
 I was born in Piura.

No, it wasn't. I liked it.
 No, I'm from Ancash.
 I moved here in 2004.
 Yes, they were. We were all born in that city.

Rubi : Were you born here, in Chimbote, Tony?

Tony : **No, I wasn't. I was born in Catacaos.**

Rubi : Oh, were you born in Piura?

Tony : _____.

Rubi : Really? What city were you born in?

Tony : _____.

Rubi : Were you and your parents born in Catacaos, too?

Tony : _____.

Rubi : And why did you come to Chimbote?

Tony : _____.

Rubi : So when did you move here?

Tony : _____.

Rubi : Really? How old were you then?

Tony : _____.

Rubi : Was it scary?

Tony : _____.



4

A. Complete these questions with was or were. Then ask and answer the questions with a partner.

1. **Were** you born in this city?
2. When you born?
3. Where your parents born?
4. When your mother born?
5. When your father born?
6. you and your family in this city last year?
7. you at this school last year?
8. Who your first English teacher?
9. What nationality your first English teacher?
10. What He / she like?

Years

1906 (nineteen oh six)

1917 (nineteen seventeen)

1999 (nineteen ninety-nine)

2000 (two thousand)

B. Melissa is talking about her family. Choose the correct verb form. Then compare with a partner.

My family and I (was/were) all born in Peru – we(wasn't / weren't) born in the U.S. I (was/were) born in the city of Chimbote, and my brother(was/were) born there, too. My parents(wasn't/weren't) born in Ancash. They (Was/were) born in the capital of Cajamarca.



C. Write about these people.



(Bruce **Lee Jun-fan**; Born 27 November 1940 – 20 July 1973) was a Hong Kongese actor, martial arts instructor.

1.
-
-



Michael Joseph Jackson (August 29, 1958 – June 25, 2009) was an American.

2.
-
-

D. Complete these conversations with was, wasn't or weren't.

Peter: I called you on Saturday, but youat home.

David: No, I I in the country all the weekend.


Peter: That's nice. How The weather there?

David: It beautiful.

Peter: your parents there?

David: No, they I Alone. It great.

1



Sue: you born in the U.S., Kim?

Kim: Yes, I My brother and I born here in New York.

Sue: I born here, too. What about your parents? they born here?

Kim: Well, my father He Born in China, but my mother born in the U.S. in Los Angeles.

Sue: Los Angeles? Really? My parents born in Los Angeles, too.

2

Nancy: you in college last year, Chuck?

Chuck: No, I I graduated two years ago.

Nancy: So where you last year?

Chuck: I in Arequipa.

Nancy: Oh! you in Camana?

Chuck: No, I I In Arequipa. I had a job there.

Nancy: What was the job?

Chuck: Ia receptionist at a hotel.

3



Annexes

**LIST OF REGULAR AND
IRREGULAR VERBS**

LIST OF VERBS

Infinitive	Past	Participle	Significado
Accept	Accepted	Accepted	Aceptar
Act	Acted	Acted	Actuar
Achieve	Achieved	Achieved	Lograr, Alcanzar
Admire	Admired	Admired	Admirar
Advise	Advised	Advised	Aconsejar
Affect	Affected	Affected	Afectar
Agree	Agreed	Agreed	Acordar
Amaze	Amazed	Amazed	Asombrar
Amuse	Amused	Amused	Divertir
Answer	Answered	Answered	Responder
Appear	Appeared	Appeared	Aparecer
Arrange	Arranged	Arranged	Arreglar, Disponer
Arrive	Arrived	Arrived	Llegar
Ask	Asked	Asked	Preguntar
Attack	Attacked	Attacked	Atacar
Bake	Baked	Baked	Hornear
Behave	Behaved	Behaved	Comportarse
Believe	Believed	Believed	Creer
Belong	Belonged	Belonged	Pertenecer
Blame	Blamed	Blamed	Culpar
Borrow	Borrowed	Borrowed	Pedir prestado
Bother	Bothered	Bothered	Molestar
Call	Called	Called	Llamar
Cancel	Canceled	Canceled	Cancelar, Suprimir
Carry	Carried	Carried	Llevar
Cause	Caused	Caused	Causar
Celebrate	Celebrated	Celebrated	Celebrar
Clean	Cleaned	Cleaned	Limpiar
Clear	Cleared	Cleared	Aclarar

Climb	Climbed	Climbed	Trepar
Close	Closed	Closed	Cerrar
Compare	Compared	Compared	Comparar
Compete	Competed	Competed	Competir
Complete	Completed	Completed	Completar
Contain	Contained	Contained	Contener
Continue	Continued	Continued	Continuar
Cook	Cooked	Cooked	Cocinar
Correct	Corrected	Corrected	Corregir
Cough	Coughed	Coughed	Toser
Count	Counted	Counted	Contar
Crash	Crashed	Crashed	Chocar
Create	Created	Created	Crear
Cross	Crossed	Crossed	Cruzar
Curse	Cursed	Cursed	Maldecir
Change	Changed	Changed	Cambiar
Chase	Chased	Chased	Perseguir
Chat	Chatted	Chatted	Charlar
Check	Checked	Checked	Verificar
Damage	Damaged	Damaged	Dañar
Dance	Danced	Danced	Bailar
Date	Dated	Dated	Salir con, Pololear
Decide	Decided	Decided	Decidir
Deliver	Delivered	Delivered	Entregar
Depend	Depended	Depended	Depender
Describe	Described	Described	Describir
Design	Designed	Designed	Diseñar
Destroy	Destroyed	Destroyed	Destruir
Decrease	Decreased	Decreased	Disminuir
Die	Died	Died	Morir
Disagree	Disagreed	Disagreed	Estar en desacuerdo

Discover	Discovered	Discovered	Descubrir
Discuss	Discussed	Discussed	Discutir
Disturb	Disturbed	Disturbed	Molestar
Dress	Dressed	Dressed	Vestir
Dry	Dried	Dried	Secar
Eliminate	Eliminated	Eliminated	Eliminar
End	Ended	Ended	Terminar
Enjoy	Enjoyed	Enjoyed	Disfrutar
Entertain	Entertained	Entertained	Entretener
Excuse	Excused	Excused	Excusar
Exercise	Exercised	Exercised	Ejercitar
Exhibit	Exhibited	Exhibited	Exhibir
Expect	Expected	Expected	Esperar
Express	Expressed	Expressed	Expresar
Film	Filmed	Filmed	Filmar
Fill	Filled	Filled	Llenar
Fish	Fished	Fished	Pescar
Fix	Fixed	Fixed	Arreglar, Fijar
Follow	Followed	Followed	Seguir
Freeze	Freezed	Freezed	Congelar
Fry	Fried	Fried	Freir
Greet	Greeted	Greeted	Saludar
Guess	Guessed	Guessed	Adivinar, Suponer
Hail	Hailed	Hailed	Granizar
Handle	Handled	Handled	Manejar
Happen	Happened	Happened	Suceder
Hate	Hated	Hated	Odiar, Cargarle a uno
Help	Helped	Helped	Ayudar
Hope	Hoped	Hoped	Esperar
Hunt	Hunted	Hunted	Cazar
Identify	Identified	Identified	Identificar

Ignore	Ignored	Ignored	Ignorar
Imagine	Imagined	Imagined	Imaginar
Impress	Impressed	Impressed	Impresionar
Improve	Improved	Improved	Mejorar
Include	Included	Included	Incluir
Increase	Increased	Increased	Aumentar
Interview	Interviewed	Interviewed	Entrevistar
Introduce	Introduced	Introduced	Introducir, Presentar
Invite	Invited	Invited	Invitar
Jog	Jogged	Jogged	Trotar
Join	Joined	Joined	Juntar, Unir, Acompañar
Jump	Jumped	Jumped	Saltar
Knock	Knocked	Knocked	Golpear
Label	Labeled	Labeled	Rotular, Etiquetar
Land	Landed	Landed	Aterrizar
Last	Lasted	Lasted	Durar
Learn	Learned	Learned	Aprender
Like	Liked	Liked	Gustarle a uno
Link	Linked	Linked	Unir, Vincular
List	Listed	Listed	Listar
Listen	Listened	Listened	Escuchar
Live	Lived	Lived	Vivir
Locate	Located	Located	Ubicar
Look	Looked	Looked	Mirar, Parecer
Love	Loved	Loved	Amar, Encantarle a uno
Manage	Managed	Managed	Manejar, Dirigir
Mark	Marked	Marked	Marcar
Match	Matched	Matched	Unir, Aparejar
Measure	Measured	Measured	Medir
Mention	Mentioned	Mentioned	Mencionar
Miss	Missed	Missed	Perderse, Echar de menos, Perder

Move	Moved	Moved	Mover, Trasladar, Cambiar
Name	Named	Named	Nombrar
Need	Needed	Needed	Necesitar
Note	Noted	Noted	Notar
Notice	Noticed	Noticed	Notar, Fijarse
Number	Numbered	Numbered	Numerar
Offer	Offered	Offered	Ofrecer
Open	Opened	Opened	Abrir
Order	Ordered	Ordered	Ordenar
Organize	Organized	Organized	Organizar
Pack	Packed	Packed	Empacar
Paint	Painted	Painted	Pintar
Pamper	Pampered	Pampered	Regalonear
Pardon	Pardoned	Pardoned	Perdonar
Park	Parked	Parked	Estacionar
Participate	Participated	Participated	Participar
Pass	Passed	Passed	Pasar, Aprobar
Perform	Performed	Performed	Realizar, Ejecutar
Persuade	Persuaded	Persuaded	Persuadir
Pick	Picked	Picked	Recoger
Plan	Planned	Planned	Planear
Play	Played	Played	Jugar, Tocar,
Please	Pleased	Pleased	Complacer
Practice	Practiced	Practiced	Practicar
Predict	Predicted	Predicted	Predecir
Prefer	Preferred	Preferred	Preferir
Present	Presented	Presented	Presentar
Program	Programmed	Programmed	Programar
Protect	Protected	Protected	Proteger
Provide	Provided	Provided	Proporcionar

Purchase	Purchased	Purchased	Comprar
Push	Pushed	Pushed	Empujar
Rain	Rain	Rain	Llover
Receive	Received	Received	Recibir
Recommend	Recommended	Recommended	Recomendar
Relate	Related	Related	Relacionar
Relax	Relaxed	Relaxed	Descansar
Release	Released	Released	Soltar, Producir
Remember	Remembered	Remembered	Recordar
Repair	Repaired	Repaired	Reparar
Repeat	Repeated	Repeated	Repetir
Resist	Resisted	Resisted	Resistir
Rest	Rested	Rested	Descansar
Return	Returned	Returned	Volver
Review	Reviewed	Reviewed	Revisar
Sail	Sailed	Sailed	Navegar
Save	Saved	Saved	Ahorrar, Salvar
Scan	Scanned	Scanned	Examinar
Scare	Scared	Scared	Asustar
Share	Shared	Shared	Compartir
Shop	Shopped	Shopped	Comprar
Shout	Shouted	Shouted	Gritar
Skate	Skated	Skated	Patinar
Ski	Skied	Skied	Esquiar
Slow	Slowed	Slowed	Disminuir
Sneeze	Sneezed	Sneezed	Estornudar
Snow	Snowed	Snowed	Nevar
Solve	Solved	Solved	Resolver
Spell	Spelled	Spelled	Deletrear
Start	Started	Started	Empezar
Step	Stepped	Stepped	Pisar

Stop	Stopped	Stopped	Detener
Stress	Stressed	Stressed	Acentuar
Study	Studied	Studied	Estudiar
Substitute	Substituted	Substituted	Sustituir
Suggest	Suggested	Suggested	Sugerir
Surprise	Surprised	Surprised	Sorprender
Talk	Talked	Talked	Hablar
Taste	Tasted	Tasted	Probar
Terrorize	Terrorized	Terrorized	Aterrorizar
Thank	Thanked	Thanked	Agradecer
Touch	Touched	Touched	Tocar
Travel	Traveled	Traveled	Viajar
Try	Tried	Tried	Tratar
Tune	Tuned	Tuned	Sintonizar
Turn	Turned	Turned	Girar
Underline	Underlined	Underlined	Subrayar
Use	Used	Used	Usar
Vary	Varied	Varied	Variar
Wait	Waited	Waited	Esperar
Walk	Walked	Walked	Caminar
Want	Wanted	Wanted	Desear
Warn	Warned	Warned	Advertir
Wash	Washed	Washed	Lavar
Watch	Watched	Watched	Ver, Vigilar
Water	Watered	Watered	Regar
Welcome	Welcomed	Welcomed	Recibir
Wish	Wished	Wished	Desear
Witness	Witnessed	Witnessed	Ser testigo
Work	Worked	Worked	Trabajar, funcionar
Worry	Worried	Worried	Preocuparse
Wrestle	Wrestled	Wrestled	Luchar

ENGLISH IRREGULAR VERBS

Base Form	Past	Past Participle	Spanish
Arise	Arose	Arisen	Surgir, presentarse un problema
Awake	Awoke	Awoken	Despertar
Be	Was/Were	Been	Ser, estar
Bear	Bore	Born	Aguantar, soportar, resistir
Beat	Beat	Beaten	Golpear, sacudir (alfombra)
Become	Became	Become	Llegar a ser/estar, convertirse en
Begin	Began	Begun	Empezar, comenzar, iniciar
Bend	Bent	Bent	Torcer, doblar, curvar
Bet	Bet	Bet	Apostar
Bid	Bade	Bidden	Pujar
Bind	Bound	Bound	Atar, amarrar
Bite	Bit	Bitten	Morder, picar (mosquito)
Bleed	Bled	Bled	Sangrar
Blow	Blew	Blown	Soplar
Break	Broke	Broken	Romper
Breed	Bred	Bred	Criar, educar
Bring	Brought	Brought	Traer
Broadcast	Broadcast	Broadcast	Emitir (TV, radio), divulgar
Build	Built	Built	Edificar, construir
Burn	Burnt	Burnt	Quemar, arder
Buy	Bought	Bought	Comprar
Catch	Caught	Caught	Coger, atrapar, agarrar
Choose	Chose	Chosen	Elegir, escoger
Come	Came	Come	Venir
Cost	Cost	Cost	Costar, valer
Creep	Crept	Crept	Arrastrar, trepar (plantas)
Cut	Cut	Cut	Cortar
Deal	Dealt	Dealt	Repartir (cartas)
Dig	Dug	Dug	Cavar, excavar

Do	Did	Done	Hacer
Draw	Drew	Drawn	Dibujar,
Dream	Dreamt	Dreamt	Soñar
Drink	Drank	Drunk	Beber
Drive	Drove	Driven	Conducir,
Dwell	Dwelt	Dwelt	Vivir (formal), morar
Eat	Ate	Eaten	Comer
Fall	Fell	Fallen	Caerse,
Feed	Fed	Fed	Alimentar,
Feel	Felt	Felt	Sentir, tocar, palpar
Fight	Fought	Fought	Luchar, combatir
Find	Found	Found	Encontrar
Flee	Fled	Fled	Huir, escapar,
Fling	Flung	Flung	Tirar, arrojar, lanzar
Fly	Flew	Flown	Volar
Forbid	Forbade	Forbidden	Prohibir, impedir
Forecast	Forecast	Forecast	Pronosticar, prever
Foretell	Foretold	Foretold	Predecir
Forget	Forgot	Forgotten	Olvidar
Forgive	Forgave	Forgiven	Perdonar
Forsake	Forsook	Forsaken	Abandonar, renunciar
Freeze	Froze	Frozen	Helarse, congelarse
Get	Got	Got	Conseguir, obtener,
Give	Gave	Given	Dar
Go	Went	Gone	Ir
Grind	Ground	Ground	Moler, machacar,
Grow	Grew	Grown	Crecer, cultivar
Hang	Hung	Hung	Colgar, ahorcar,
Have	Had	Had	Tener, haber
Hear	Heard	Heard	Oír
Hide	Hid	Hidden	Esconder, ocultar

Hit	Hit	Hit	Golpear, pegarle a...
Hold	Held	Held	Agarrar, abrazar,
Hurt	Hurt	Hurt	Herir, doler,
Keep	Kept	Kept	Guardar, conservar,
Kneel	Knelt	Knelt	Arrodillarse
Knit	Knit	Knit	Hacer punto, tejer
Know	Knew	Known	Conocer, saber
Lay	Laid	Laid	Poner, colocar,
Lead	Led	Led	Dirigir, guiar, llevar
Lean	Leant	Leant	Apoyarse, inclinarse
Leap	Leapt	Leapt	Saltar, brincar
Learn	Learnt	Learnt	Aprender
Leave	Left	Left	Abandonar, salir,
Lend	Lent	Lent	Prestar
Let	Let	Let	Dejar (permitir),
Lie	Lay	Lain	Acostarse, yacer
Light	Lit	Lit	Encender, prender
Lose	Lost	Lost	Perder
Make	Made	Made	Hacer, fabricar
Mean	Meant	Meant	Querer decir
Meet	Met	Met	Conocer encontrarse
Mishear	Misheard	Misheard	Oír mal, entender mal
Mislead	Misled	Misled	Engañar
Mistake	Mistook	Mistaken	Confundir (con for)
Misunderstand	Misunderstood	Misunderstood	Entender / Comprender mal
Mow	Mowed	Mown	Segar, cortar
Overcome	Overcame	Overcome	Superar, vencer,
Pay	Paid	Paid	Pagar
Put	Put	Put	Poner, colocar
Read	Read	Read	Leer
Ride	Rode	Ridden	Ir (bicicleta), montar

Ring	Rang	Rung	Sonar (teléfono,
Rise	Rose	Risen	Subir, aumentar
Run	Ran	Run	Correr
Saw	Sawed	Sawn	Serrar,
Say	Said	Said	Decir
See	Saw	Seen	Ver
Seek	Sought	Sought	Buscar (formal)
Sell	Sold	Sold	Vender
Send	Sent	Sent	Enviar
Set	Set	Set	Ponerse (sol), colocar
Sew	Sewed	Sewn	Coser
Shake	Shook	Shaken	Agitar, menear
Shed	Shed	Shed	Derramar (lágrima), mudar el pelo
Shine	Shone	Shone	Brillar
Shit	Shat	Shat	Cagar, delatar a
Shoot	Shot	Shot	Disparar
Show	Showed	Shown	Mostrar, enseñar
Shrink	Shrank	Shrunk	Encoger
Shut	Shut	Shut	Cerrar
Sing	Sang	Sung	Cantar
Sink	Sank	Sunk	Hundir(se)
Sit	Sat	Sat	Sentarse, presentarse
Slay	Slew	Slain	Asesinar (literario)
Sleep	Slept	Slept	Dormir
Slide	Slid	Slid	Deslizar(se),
Slit	Slit	Slit	Rajar, degollar
Smell	Smelt	Smelt	Oler, olfatear
Sow	Sowed	Sown	Sembrar
Speak	Spoke	Spoken	Hablar
Speed	Sped	Sped	Acelerar

Spell	Spelt	Spelt	Deletrear
Spend	Spent	Spent	Pasar (tiempo), gastar
Spill	Spilt	Spilt	Derramar, verter
Spin	Spun	Spun	Hacer girar
Spit	Spat	Spat	Escupir, bufar (gato)
Split	Split	Split	Partir, dividir, escindir
Spoil	Spoilt	Spoilt	Echar a perder,
Spread	Spread	Spread	Extender, desplegar (alas)
Spring	Sprang	Sprung	Saltar, surgir
Stand	Stood	Stood	Estar de pie, ponerse de pie
Steal	Stole	Stolen	Robar, hurtar
Stick	Stuck	Stuck	Pegar, clavar
Sting	Stung	Stung	Picar (abeja, medusa)
Strike	Struck	Struck	Pegarle a, golpear
String	Strung	Strung	Colgar, tender
Strive	Strove	Striven	Esforzarse
Swear	Swore	Sworn	Jurar, decir palabrotas
Sweat	Sweat	Sweat	Sudar
Sweep	Swept	Swept	Barrer
Swell	Swelled	Swollen	Hinchar(se)
Swim	Swam	Swum	Nadar
Swing	Swung	Swung	Columpiarse, balancearse
Take	Took	Taken	Llevar, tomar, coger
Teach	Taught	Taught	Enseñar (professor)
Tear	Tore	Torn	Rasgar, romper
Tell	Told	Told	Decir, contar
Think	Thought	Thought	Pensar, creer
Throw	Threw	Thrown	Tirar
Tread	Trod	Trodden	Pisar, apisonar
Undergo	Underwent	Undergone	Sufrir,
Understand	Understood	Understood	Comprender, entender

Undertake	Undertook	Undertaken	Asumir
Undo	Undid	Undone	Desabrochar, desatar,
Upset	Upset	Upset	Disgustar, ofender, enfadar
Wake	Woke	Woken	Despertar(se)
Wear	Wore	Worn	Llevar puesto
Weave	Wove	Woven	Tejer, entretejer, entrelazar
Weep	Wept	Wept	Llorar, supurar
Wet	Wet	Wet	Mojar, humedecer
Win	Won	Won	Ganar
Wind	Wound	Wound	Dar cuerda a un reloj
Withdraw	Withdrew	Withdrawn	Retirar
Write	Wrote	Written	Escribir

Chores & Daily Routines



wash the dishes



do the shopping



take out the trash



iron the clothes



hang out the laundry



rake the leaves



dust the furniture



feed the cat



water the plants



mop the floor



do the homework



clean the window



vacuum the house



do the laundry



fold the laundry



mow the lawn



sweep the floor



shovel the snow



walk the dog



fix the bike



wake up



take a shower



have a meal



brush my teeth

REFERENCES

1. Richards, J. (2018) Intro Student's Book - Interchange Fourth Edition.
2. Amos, E., Presher, E. and Raby, J. (1998) Wrinner Student Book 1 - Logman.
3. Oxenden, C., Ltham, C. and Seligson, P. (1996) American English File 1 - Oxford University Press.

ENGLISH LOVES BOUNDARIES
es una publicación del
Fondo Editorial de la Universidad Católica
Los Ángeles de Chimbote, Perú

**FONDO EDITORIAL DE LA UNIVERSIDAD CATÓLICA
LOS ÁNGELES DE CHIMBOTE**

ISBN: 978-612-4308-31-4



9 786124 308314